

**TATA MOTORS**  
Connecting Aspirations



**TATA ACE**



**BADI GAADI, BADA MUNAFA.**



**BS6**



**KA VAADA**

**AB DEGA AUR  
BHI ZYAADA**

**Payload+**

**Power+**

**Torque+**

**Load Body+**

**Tyre+**

**Style & Comfort+**

Since its launch in 2005, Tata Ace has played a pioneering role as India's first Mini Truck. In a class of its own, Tata Ace revolutionized cargo transportation in India while enabling new businesses, generating employment and encouraging entrepreneurship. With new variants introduced through the years, it remains the first choice of over 23 lakh first-time entrepreneurs for nearly 17 years.

And now, Tata Motors introduces its latest avatar of Ace. **Tata Ace HT+** built to deliver the **Earnings of a Small Pickup at the cost of a Mini Truck**. Thanks to a range of Pluses:

- **POWER + : 26 kW (35 HP)**
- **TORQUE & PICKUP + : 85 Nm**
- **PAYLOAD + : Rated 900 kg**
- **LOAD BODY + : 8.2 ft**
- **TYRE + : 155R13 LT 8PR (13 inch)**
- **STYLE & COMFORT + : New Cabin Features**

TATA **ACE** 



**KA VAADA**

**AB DEGA AUR  
BHI ZYAADA**

**POWER+**

**26 kW (35 HP)**

**KAMAAI BHI PLUS**

**+ 2 Cylinder 800 CC Common Rail**



High Power for High Speed.




Faster Turnaround leading to more  
number of trips & higher income



# PAYLOAD+

TARAKKI BHI PLUS

- ✚ Higher rated payload capacity for higher revenues and earnings



# TORQUE+ 85 Nm

PICKUP BHI PLUS

**+** 36% Gradeability at rated GVW



High Pick Up and Gradient climbing ability  
for faster loaded acceleration



# TYRE+ 155R13 LT 8PR (13 inch)

LOAD BHI PLUS


+ Bigger 13" Tyres for higher ground clearance and excellent loadability



# LOADBODY+ 8.2 ft

## LOADING SPACE BHI PLUS

- + Bigger Load Body length to carry more load over longer leads



LOAD BODY LENGTH

**2 520 mm**




WHEEL BASE

**2 250 mm**

# STYLE & COMFORT+

## CABIN FEATURES BHI PLUS



New mascot



Refreshed looks  
New styling & comfort  
cabin features



Swish dashboard design  
Lockable bigger glove box



Effortless pendant type  
Accelerator,  
Brake & Clutch pedals



Seats with Head Rest  
& Ample leg room



Stylish & Comfortable  
Steering Wheel

Ergonomic Gear Shift Lever & Knob

Clear view Instrument Cluster




## TECHNICAL SPECIFICATIONS

### Tata Ace HT+

Engine	2 Cylinder 800 CC Common Rail engine
Max Power	26.0 kw @ 3 750 r/min
Max Torque	85 Nm @ 1 750 - 2 750 r/min
Max Gradeability	36 %
Gear Box Type	GBS 65-5/5.07
Fuel Tank Capacity	30 l
DEF Tank Capacity	10.5 l
Clutch	Single plate dry friction diaphragm type
Brakes	Front - Disk brakes; Rear - Drum brakes
Suspension Front	Parabolic leaf spring
Suspension Rear	Semi-elliptical leaf spring
Tyres	155 R13 LT 8PR Radial Tubeless Tyres
Length	4 075 mm
Width	1 500 mm

Height	1 858 mm (Unladen)
Wheelbase	2 250 mm
Ground Clearance	160 mm
Cargo Box Dimension	2 520 x 1 490 x 300 mm
Max Turning Circle Radius	4 625 mm
Max GVW	1 950 kg
Payload	900 kg



## TATA MOTORS

For more information, please visit our website: [www.ace.tatamotors.com](http://www.ace.tatamotors.com) or call toll-free no. **18 00 20 97 979**

You can also contact our Sales Office: Tata Motors Limited, 4th Floor, Ahura Centre, 82, Mahakali Caves Road, MIDC, Andheri (East), Mumbai - 400 093.

\*Terms & Conditions apply. CAUTION: Accessories shown in the picture or elsewhere do not constitute standard fitment. The specifications are merely indicative. Due to continuous product improvements, these specifications are liable to change without notice.